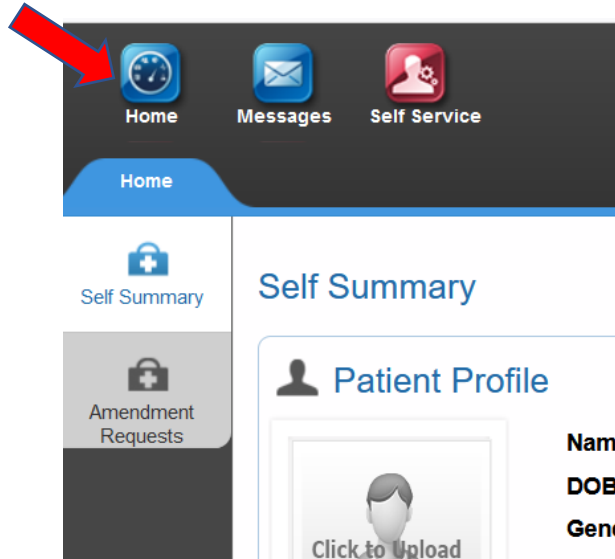
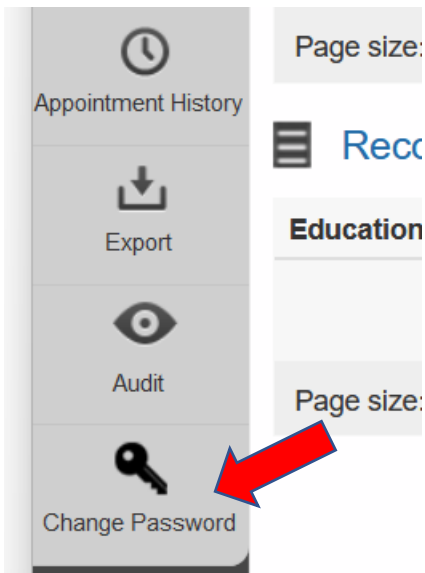


How to Change Password for your Nexus Portal:

Click [[Home](#)] button at the top left as shown below.



On the left hand panel, select [[Change Password](#)] as shown below.



Type in your current password. If you have never changed password, it is the series of numbers emailed to you. Type in your new password and then again to Confirm New Password as shown below with #1 red arrow. Then click [Change Password] in the right side shown with #2 red arrow below to finish.

Change Password


User Name: ██████████@gmail.com

Email: ██████████@gmail.com

Current Password:

New Password:

Confirm New Password:



 Change Password